



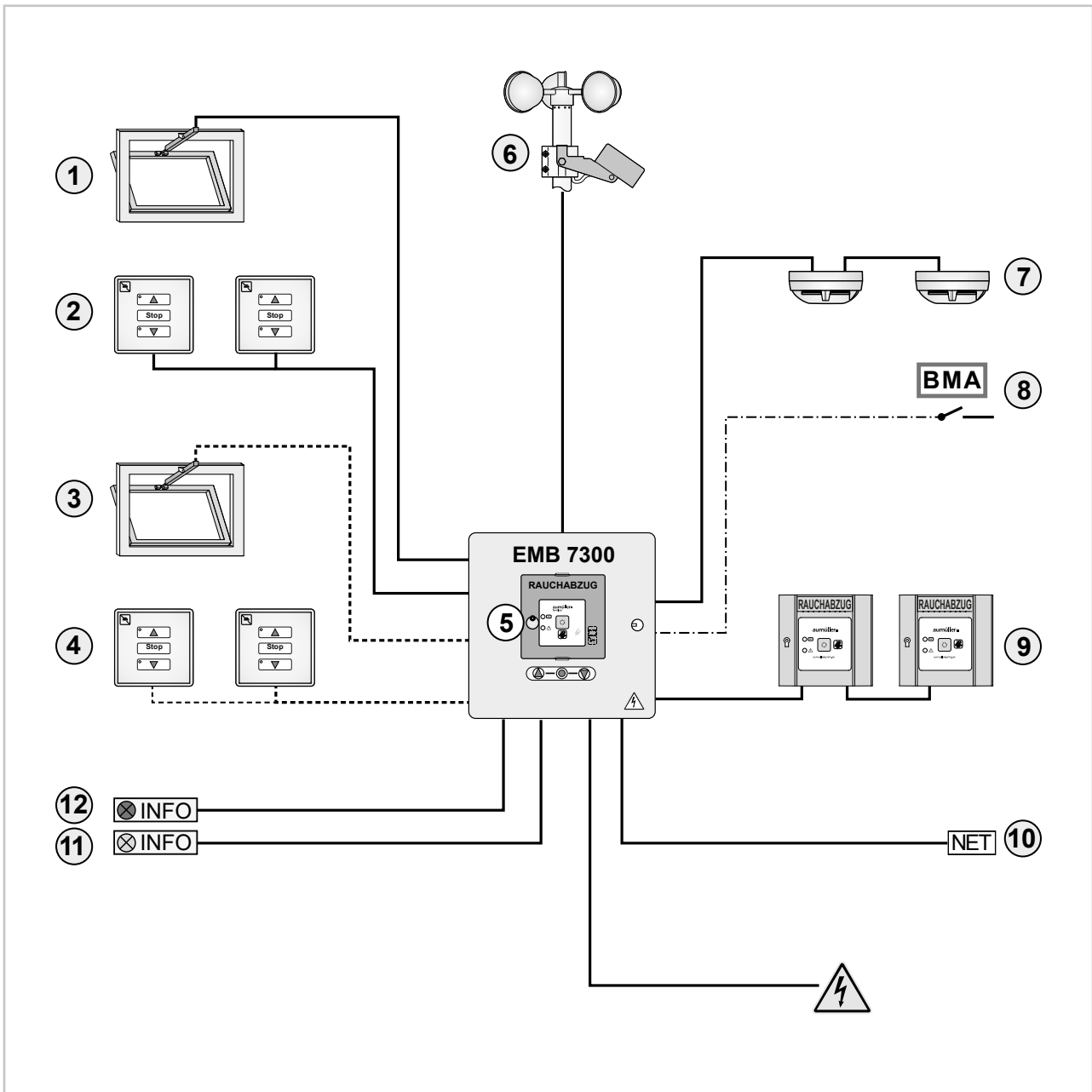
PRODUCT FEATURES EMB7300

- Controls 24 V DC drives for smoke and heat exhaust in case of fire and for natural ventilation
- Control panel compliant with prEN 12101-9 / ISO 21927-9
- Power supply compliant with EN 12101-10
- Low ripple voltage output (< 2 Vpp) - compatible with all common drives
- 1 SHEV-Group output with 1 (optional 2) monitored ventilation line(s)
- Removable terminals for easy connection of signal lines
- Connection of electric motors, compressed gas generator and retention magnets
- 2 detector line inputs with line monitoring to connect:
 - Manual break-glass units (HSE)
 - Automatic smoke and heat detectors
- 1 Ventilation line input (optionally 2) with OPEN-STOP-CLOSE function
- 2 Plug-in-Module slots for signal monitoring and transduction (emergency open, fault)
- 1 Network port for connection and integration in building management systems (KNX)
- Direct connection input for wind and rain sensors
- Clear operating and display elements
- Extensive setting options of basic functions via „EMB compact“ software
- Housing (optional) with integrated break-glass unit and ventilation button (2,5 A / 5 A)
- Lead frame usable for flash mounting (2,5 A / 5 A)
- Cable entry from above, below or behind of the housing
- Prepared for connection of backup batteries (72 hours)
- VdS certification no.: G 514001

For this product series, a Type III Environmental Product Declaration (EPD) was issued according to ISO 14025 and EN 15804.

The LCA results of the different product types are listed at the end of this product catalogue.

The EPD documents can be viewed or downloaded from our homepage www.aumueller-gmbh.de.



CAPTION

- ① Output for drive line 1, 24 V DC for smoke and heat exhausting and natural ventilation
 - ② Input for ventilation line 1 (max. 10 vent buttons)
 - ③ Output for drive line 2 (only for EMB 7300 5 A – 0102; 10 A – 0102; 20 A – 0102)
 - ④ Input for ventilation line 2 (max. 10 vent buttons) (only for EMB 7300 5 A – 0102; 10 A – 0102; 20 A – 0102)
 - ⑤ Housing of control unit with or without integrated break-glass unit and ventilation button
 - ⑥ Connections for wind and rain sensor (disabled in case of alarm and power loss)
 - ⑦ Input for smoke detectors (max. 10)
 - ⑧ Input for signal from external fire alarm system (alternative connection)
 - ⑨ Input for break-glass units (HSE – max. 10)
 - ⑩ Port for network integration (requires additional module)
 - ⑪ Output for signal transduction 1 (Plug-in-Module REL65 required)
 - ⑫ Output for signal transduction 2 (Plug-in-Module REL65 required)
- only available for EMB 7300 5 A – 0102; 10 A – 0102; 20 A – 0102

ORDER DATA

| | | | |
|--------------------------|--|--------------------|--|
| | | Part.-No. | |
| EMB7300 10 A 0101 | | 683010-0101 | |

Application: Compact control unit for smoke and heat exhaust ventilation systems operating with 24 V DC voltage, suitable for staircases.



TECHNICAL DATA (Rated values)

| | |
|----------------------------|--|
| Operating voltage: | 230 V AC (195 – 253 V AC, 50/60 Hz) |
| Max. power consumption: | 506 W |
| Output voltage: | 24 V DC (20 – 28 V DC / 0,5 Vpp) |
| Output current: | 10 A |
| Ambient temperature range: | -5°C ... + 40°C |
| Protection rating: | IP40 |
| Housing: | IP54 with alternatively fixing brackets |
| Dimensions (WxHxD): | Surface mounting, steel sheet, RAL 7035 (light grey) |
| Connection terminals: | 400 x 300 x 150 mm |
| | 1,5 mm ² / Drives: 6 mm ² (rigid wire) |
| VdS certification no.: | G 514001 |
| Motherboard: | 1 SHEV group / 1 Vent group |

Feature/Equipment

- Further settings (e.g. maintenance period) only available with extra cost software license
- Cable entry from above / below
- Prepared for **2** maintenance-free backup batteries **2x 12 V / 7 Ah** (Part. Nr. 542000)

| | | | |
|--------------------------|--|--------------------|--|
| EMB7300 10 A 0102 | | 683010-0102 | |
|--------------------------|--|--------------------|--|

Application: Compact control unit for smoke and heat exhaust ventilation systems operating with 24 V DC voltage, suitable for staircases.



TECHNICAL DATA (Rated values)

| | |
|----------------------------|--|
| Operating voltage: | 230 V AC (195 – 253 V AC, 50/60 Hz) |
| Max. power consumption: | 506 W |
| Output voltage: | 24 V DC (20 – 28 V DC / 0,5 Vpp) |
| Output current: | 10 A |
| Ambient temperature range: | -5°C ... + 40°C |
| Protection rating: | IP40 |
| Housing: | IP54 with alternatively fixing brackets |
| Dimensions (WxHxD): | Surface mounting, steel sheet, RAL 7035 (light grey) |
| Connection terminals: | 400 x 300 x 150 mm |
| | 1,5 mm ² / Drives: 6 mm ² (rigid wire) |
| VdS certification no.: | G 514001 |
| Motherboard: | 1 SHEV group / 2 Vent groups |

Feature/Equipment

- Further settings (e.g. maintenance period) only available with extra cost software license
- Cable entry from above / below
- Prepared for **2** maintenance-free backup batteries **2x 12 V / 7 Ah** (Part. Nr. 542000)

| | | | |
|--------------------------|--|--------------------|--|
| EMB7300 10 A 0204 | | 683010-0204 | |
|--------------------------|--|--------------------|--|

Application: Compact control unit for smoke and heat exhaust ventilation systems operating with 24 V DC voltage, suitable for staircases.



TECHNICAL DATA (Rated values)

| | |
|----------------------------|--|
| Operating voltage: | 230 V AC (195 – 253 V AC, 50/60 Hz) |
| Max. power consumption: | 506 W |
| Output voltage: | 24 V DC (20 – 28 V DC / 0,5 Vpp) |
| Output current: | 10 A |
| Ambient temperature range: | -5°C ... + 40°C |
| Protection rating: | IP40 |
| Housing: | IP54 with alternatively fixing brackets |
| Dimensions (WxHxD): | Surface mounting, steel sheet, RAL 7035 (light grey) |
| Connection terminals: | 400 x 500 x 200 mm |
| | 1,5 mm ² / Drives: 6 mm ² (rigid wire) |
| VdS certification no.: | G 514001 |
| 2x Motherboard: | 2 SHEV group / 4 Vent groups |

Feature/Equipment

- Further settings (e.g. maintenance period) only available with extra cost software license
- Cable entry from above / below
- Prepared for **2** maintenance-free backup batteries **2x 12 V / 7 Ah** (Part. Nr. 542000)

ORDER DATA

| | | | |
|---|---|---------------|--|
| | | Part.-No. | |
| WR-Set Type 7x/8x – Wind and Rain Sensor Set | | 482100 | |
| Application: | Sensors for wind and rain to work with an evaluation unit WRAG2 or Typ IV, a WM Weather-Module or directly with a SHEV control unit, for closing and blocking the natural ventilation under bad weather conditions. | | |




TECHNICAL DATA (Rated values)

| | |
|---|--|
| Rated voltage: | 24 V DC (+/- 20%) |
| Rain sensor Type III – heated sensor surface, switch-off delay approx. 5 min. | |
| Contact: | 1 Change-over switch, max. 48 V / 5A |
| Current consumption: | <150 mA |
| Housing: | Surface mounting, ABS black with stainless steel bracket |
| Dimensions (WxHxD): | 100 x 85 x 172 mm |
| Connection cable: | Non-halogen cable, approx. 4 m |
| Volt free contact: | 1 Change-over switch, max. 48 V / 1A |
| Wind sensor Type III – Anemometer with 3 impact resistant wind cups (PA6) | |
| Measuring principle: | Pulse generator |
| Dimensions: | 250 x 250 x 80 mm |
| Connection cable: | Non-halogen cable, approx. 4 m |

Feature/Equipment

- Set including: Wind sensor Type III (Part.-No. 482021), rain sensor Type III (Part.-No. 480210), clamp ring (Part.-No. 515950), aluminium bracket for pole or wall mounting (Part.-No. 482093), without mounting screws

| | | | |
|--|---|---------------|--|
| BI-K - KNX Interface LZ1 / LZ6 / EMB 7300 | | 683999 | |
| Application: | Plug-in card for communication between the controllers AUMÜLLER LZ1, LZ6 and EMB 7300 to the KNX BUS system. | | |




TECHNICAL DATA

| | |
|----------------------------|-----------------------------------|
| Rated voltage: | 24 V DC |
| Ambient temperature range: | -5°C ... +40°C |
| Relative humidity: | (no condensate) 5% ... 90% |
| Data points: | up to 16 pieces per drive line |
| BUS current: | 9mA |
| Housing: | without (assembled PCB) |
| Dimensions (WxH): | 51 x 42 mm |
| Connection terminals: | 2 x 2 x 0,8 mm (KNX-BUS-Terminal) |

Feature/Equipment

- Data of the control (e.g. drive position) are sent on the KNX-BUS.
- The controls received direct orders from the KNX-BUS (e.g. position information, weather data).
- The licensed version of the „EMB compact configurator“ required - for commissioning.

| | | | |
|-----------------------------|---|---------------|--|
| FAS Interface-Module | | 670053 | |
| Application: | Module for the automatic control of the emergency open function via volt free contact of a fire alarm system. | | |



TECHNICAL DATA (Rated values)

| | |
|----------------------------|---|
| Operating voltage: | 24 V DC |
| Standby consumption: | <10 mA |
| Ambient temperature range: | 0 ... +40 °C |
| Housing: | w/o, equipped circuit board |
| Dimensions (WxHxD): | 27 x 19 x 13 mm |
| Connections: | Screw terminal 1,5 mm ² (rigid wire) |
| FAS contact: | Normal open switch at alarm status |


Feature/Equipment:

- For connection to **detector line input** of SHEV control units, with line monitoring between control unit and module

ORDER DATA

Part.-No.

REL65

Application: Plug-in card for EMB7300 with relay for forwarding the alarm or fault signal to external devices.**TECHNICAL DATA**

Rated voltage: 24 V DC
 Ambient temperature range: -5°C ... + 40°C
 Housing: w/o (assembled PCB)
 Dimensions (WxHxD): 20 x 40 x 13 mm

Volt free contac: 1 Change-over switch, max. 48 V / 1 A
 Connection terminals: 3x 1,5 mm² (rigid wire)

Feature/Equipment

- Connector for plugging the relay card to the motherboard

VERSIONS

| Part.-No. | | | | | |
|-----------------|-----------------------|--------------------------------|--|--|--|
| 650200 | Delivery in parcel | for customer self-installation | | | |
| 650200-9 | Module factory fitted | factory fitted and fully wired | | | |

7xPSB

Application: Plug-in card for EMB7300 for connection and powering of external consumers with **24 V DC voltage**.**TECHNICAL DATA**

Rated voltage: 24 V DC
 Ambient temperature range: -5°C ... + 40°C
 Output current: **0,5 A**
 Housing: w/o (assembled PCB)
 Dimensions (WxHxD): 20 x 32 x 13 mm

Connection terminals: Screw terminals 1,5 mm² (rigid wire)
 Voltage tap: 2 terminals 24 V DC backup voltage supplied
 2 terminals 24 V DC mains voltage supplied

Feature/Equipment

- Connector for plugging the card to the motherboard
- Screw-type-terminal 4 x 1,5 mm²

NOTE: The overall power consumption of connected external consumers is to be considered!**VERSIONS**

| Part.-No. | | | | | |
|-----------------|-----------------------|--------------------------------|--|--|--|
| 683256 | Delivery in parcel | for customer self-installation | | | |
| 683256-9 | Module factory fitted | factory fitted and fully wired | | | |