



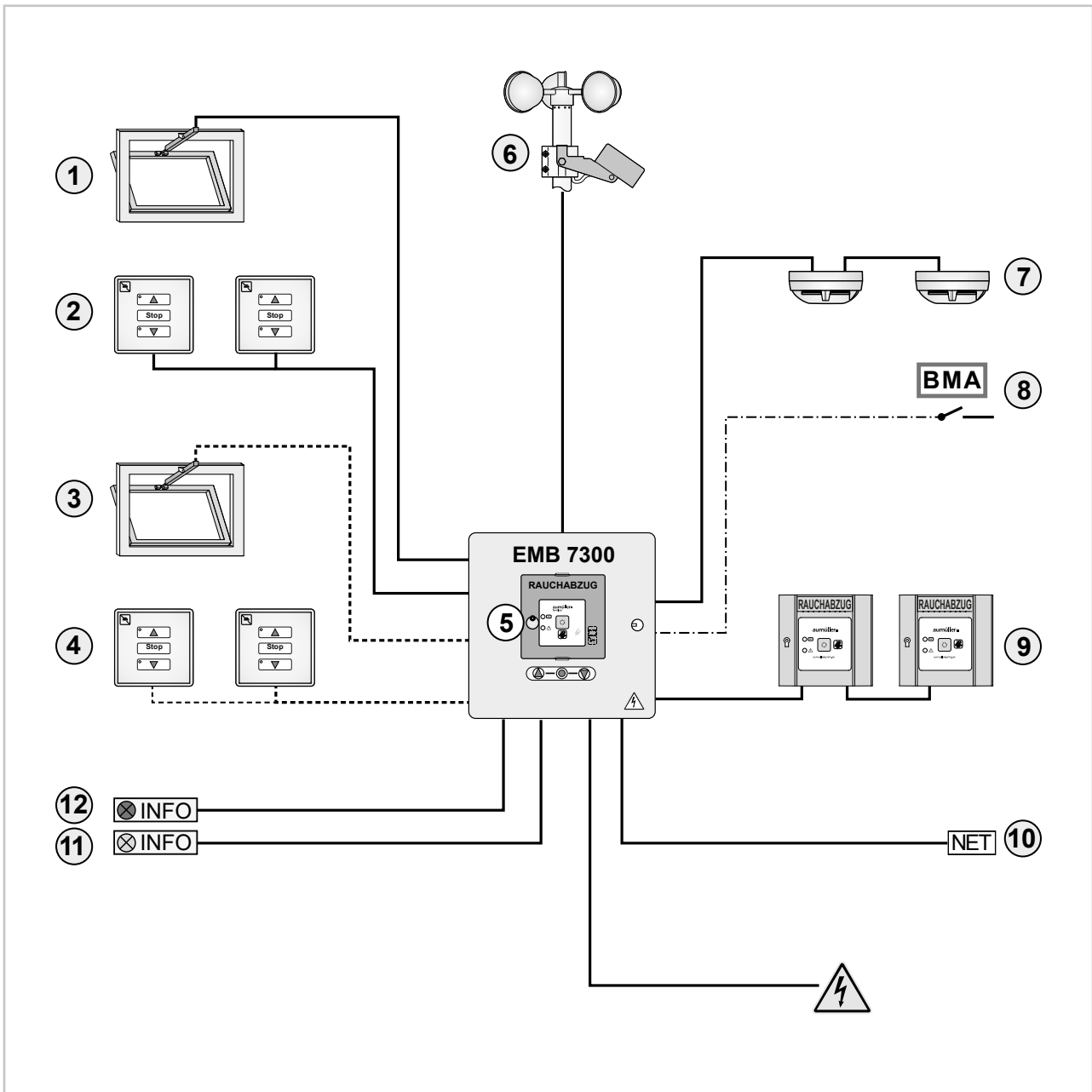
PRODUCT FEATURES EMB7300

- Controls 24 V DC drives for smoke and heat exhaust in case of fire and for natural ventilation
- Control panel compliant with prEN 12101-9 / ISO 21927-9
- Power supply compliant with EN 12101-10
- Low ripple voltage output (< 2 Vpp) - compatible with all common drives
- 1 SHEV-Group output with 1 (optional 2) monitored ventilation line(s)
- Removable terminals for easy connection of signal lines
- Connection of electric motors, compressed gas generator and retention magnets
- 2 detector line inputs with line monitoring to connect:
 - Manual break-glass units (HSE)
 - Automatic smoke and heat detectors
- 1 Ventilation line input (optionally 2) with OPEN-STOP-CLOSE function
- 2 Plug-in-Module slots for signal monitoring and transduction (emergency open, fault)
- 1 Network port for connection and integration in building management systems (KNX)
- Direct connection input for wind and rain sensors
- Clear operating and display elements
- Extensive setting options of basic functions via „EMB compact“ software
- Housing (optional) with integrated break-glass unit and ventilation button (2,5 A / 5 A)
- Lead frame usable for flash mounting (2,5 A / 5 A)
- Cable entry from above, below or behind of the housing
- Prepared for connection of backup batteries (72 hours)
- VdS certification no.: G 514001

For this product series, a Type III Environmental Product Declaration (EPD) was issued according to ISO 14025 and EN 15804.

The LCA results of the different product types are listed at the end of this product catalogue.

The EPD documents can be viewed or downloaded from our homepage www.aumueller-gmbh.de.




CAPTION

- ① Output for drive line 1, 24 V DC for smoke and heat exhausting and natural ventilation
 - ② Input for ventilation line 1 (max. 10 vent buttons)
 - ③ Output for drive line 2 (only for EMB 7300 5 A – 0102; 10 A – 0102; 20 A – 0102)
 - ④ Input for ventilation line 2 (max. 10 vent buttons) (only for EMB 7300 5 A – 0102; 10 A – 0102; 20 A – 0102)
 - ⑤ Housing of control unit with or without integrated break-glass unit and ventilation button
 - ⑥ Connections for wind and rain sensor (disabled in case of alarm and power loss)
 - ⑦ Input for smoke detectors (max. 10)
 - ⑧ Input for signal from external fire alarm system (alternative connection)
 - ⑨ Input for break-glass units (HSE – max. 10)
 - ⑩ Port for network integration (requires additional module)
 - ⑪ Output for signal transduction 1 (Plug-in-Module REL65 required)
 - ⑫ Output for signal transduction 2 (Plug-in-Module REL65 required)
- only available for EMB 7300 5 A – 0102; 10 A – 0102; 20 A – 0102

ORDER DATA

			Part.-No.		
EMB7300 2,5 A 0101			683020-0101		
Application: Compact control unit for smoke and heat exhaust ventilation systems operating with 24 V DC voltage, suitable for staircases.					



TECHNICAL DATA (Rated values)

Operating voltage:	230 V AC (195 – 253 V AC, 50/60 Hz)
Max. power consumption:	115 W
Output voltage:	24 V DC (20 – 28 V DC / 2 Vpp)
Output current:	2,5 A
Ambient temperature range:	-5°C ... + 40°C
Protection rating:	IP30
Housing:	Surface mounting, steel sheet, RAL 7035 (light grey)
Dimensions (WxHxD):	225 x 285 x 122 mm
Connection terminals:	1,5 mm ² / drive line: 4 mm ² (rigid wire)
VdS certification no.:	G 514001 (without or with orange SHEV button)

Motherboard:

1 SHEV group / 1 Vent groups

Feature/Equipment

- Further settings (e.g. maintenance period) only available with extra cost software license
- Cable entry from above / below / behind
- Optional housing for flash mounting
- Prepared for **2** maintenance-free back-up batteries **2x 12 V / 2,3 Ah** (Part. Nr. 541000)

OPTIONS

			Part.-No.		
Version with break-glass unit (HSE) and ventilation button on the front of the housing					
EMB7300 2,5 A 0101-T	HSE red	(similar to RAL 3000)	683021-0101		
EMB7300 2,5 A 0101-T	HSE yellow	(similar to RAL 1018)	683022-0101		
EMB7300 2,5 A 0101-T	HSE grey	(similar to RAL 7035)	683023-0101		
EMB7300 2,5 A 0101-T	HSE blue	(similar to RAL 5009)	683024-0101		
EMB7300 2,5 A 0101-T	HSE orange	(similar to RAL 2011)	683025-0101		
VdS certification no.: G 514001					

ORDER DATA

Part.-No.

Flush mounting housing EMB7300 2,5 A / 5 A

683111

Application: Housing for flush mouting of EMB7300 2,5 A or 5 A in its own housing 225 x 285 x 122 mm.**TECHNICAL DATA**

Material:

Steel sheet

Colour:

RAL 7035 (light grey)

Flush housing:

Dimensions (WxHxD):

254 x 314 x 96 mm

Plaster frame:

Dimensions (WxHxD):

282 x 342 x 48 mm

PE-Connecting cable:

160 mm with blade terminals 6,3 mm

Polystyrene plate:

240 x 302 x 93 mm


2,5 A**5 A**

Feature/Equipment

- Plaster frame with 4x rounded head screws M3x6, 4x plain washer A4
- Flush housing with 4x screw sleeve and safety nuts M5, 4x stainless steel mounting brackets 13 x 13 x 1 mm, 8x Tapping screws ST3, 5x6,5
- Polystyrene plate to avoid damage during plastering of the wall

Accumulator holder

683250

Application: Holder to fix the Back-up batteries 12V / 2,3 Ah within the housing of control units.**TECHNICAL DATA**

Material:

Steel sheet

Colour:

RAL 7035 (light grey)

2,5 A**5 A**

Feature/Equipment

- Suitable for **EMB7300 2,5 A** and **EMB7300 5 A**

ORDER DATA

		Part.-No.	
WR-Set Type 7x/8x – Wind and Rain Sensor Set		482100	
Application:	Sensors for wind and rain to work with an evaluation unit WRAG2 or Typ IV, a WM Weather-Module or directly with a SHEV control unit, for closing and blocking the natural ventilation under bad weather conditions.		




TECHNICAL DATA (Rated values)

Rated voltage:	24 V DC (+/- 20%)
Rain sensor Type III – heated sensor surface, switch-off delay approx. 5 min.	
Contact:	1 Change-over switch, max. 48 V / 5A
Current consumption:	<150 mA
Housing:	Surface mounting, ABS black with stainless steel bracket
Dimensions (WxD):	100 x 85 x 172 mm
Connection cable:	Non-halogen cable, approx. 4 m
Volt free contact:	1 Change-over switch, max. 48 V / 1A
Wind sensor Type III – Anemometer with 3 impact resistant wind cups (PA6)	
Measuring principle:	Pulse generator
Dimensions:	250 x 250 x 80 mm
Connection cable:	Non-halogen cable, approx. 4 m

Feature/Equipment

- Set including: Wind sensor Type III (Part.-No. 482021), rain sensor Type III (Part.-No. 482010), clamp ring (Part.-No. 515950), aluminium bracket for pole or wall mounting (Part.-No. 482093), without mounting screws

BI-K - KNX Interface LZ1 / LZ6 / EMB 7300		683999	
Application:	Plug-in card for communication between the controllers AUMÜLLER LZ1, LZ6 and EMB 7300 to the KNX BUS system.		




TECHNICAL DATA

Rated voltage:	24 V DC
Ambient temperature range:	-5°C ... +40°C
Relative humidity:	(no condensate) 5% ... 90%
Data points:	up to 16 pieces per drive line
BUS current:	9mA
Housing:	without (assembled PCB)
Dimensions (WxH):	51 x 42 mm
Connection terminals:	2 x 2 x 0,8 mm (KNX-BUS-Terminal)

Feature/Equipment

- Data of the control (e.g. drive position) are sent on the KNX-BUS.
- The controls received direct orders from the KNX-BUS (e.g. position information, weather data).
- The licensed version of the „EMB compact configurator“ required - for commissioning.

FAS Interface-Module		670053	
Application:	Module for the automatic control of the emergency open function via volt free contact of a fire alarm system.		



TECHNICAL DATA (Rated values)

Operating voltage:	24 V DC
Standby consumption:	<10 mA
Ambient temperature range:	0 ... +40 °C
Housing:	w/o, equipped circuit board
Dimensions (WxD):	27 x 19 x 13 mm
Connections:	Screw terminal 1,5 mm ² (rigid wire)
FAS contact:	Normal open switch at alarm status


Feature/Equipment:

- For connection to **detector line input** of SHEV control units, with line monitoring between control unit and module

ORDER DATA

Part.-No.

REL65

Application: Plug-in card for EMB7300 with relay for forwarding the alarm or fault signal to external devices.**TECHNICAL DATA**

Rated voltage: 24 V DC
 Ambient temperature range: -5°C ... + 40°C
 Housing: w/o (assembled PCB)
 Dimensions (WxHxD): 20 x 40 x 13 mm

Volt free contac: 1 Change-over switch, max. 48 V / 1 A
 Connection terminals: 3x 1,5 mm² (rigid wire)

Feature/Equipment

- Connector for plugging the relay card to the motherboard

VERSIONS

Part.-No.					
650200	Delivery in parcel	for customer self-installation			
650200-9	Module factory fitted	factory fitted and fully wired			

7xPSB

Application: Plug-in card for EMB7300 for connection and powering of external consumers with **24 V DC voltage**.**TECHNICAL DATA**

Rated voltage: 24 V DC
 Ambient temperature range: -5°C ... + 40°C
 Output current: **0,5 A**
 Housing: w/o (assembled PCB)
 Dimensions (WxHxD): 20 x 32 x 13 mm

Connection terminals: Screw terminals 1,5 mm² (rigid wire)
 Voltage tap: 2 terminals 24 V DC backup voltage supplied
 2 terminals 24 V DC mains voltage supplied

Feature/Equipment

- Connector for plugging the card to the motherboard
- Screw-type-terminal 4 x 1,5 mm²

NOTE: The overall power consumption of connected external consumers is to be considered!**VERSIONS**

Part.-No.					
683256	Delivery in parcel	for customer self-installation			
683256-9	Module factory fitted	factory fitted and fully wired			